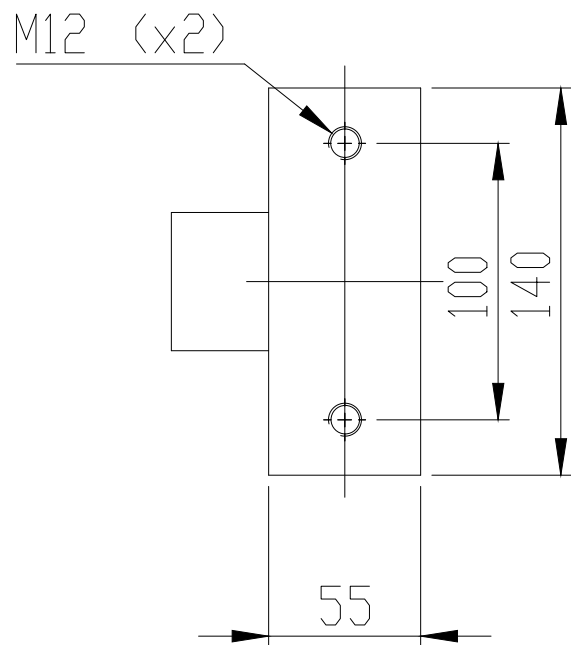
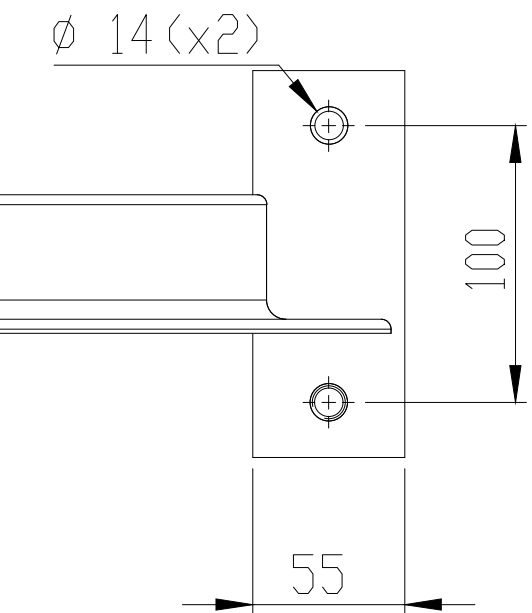
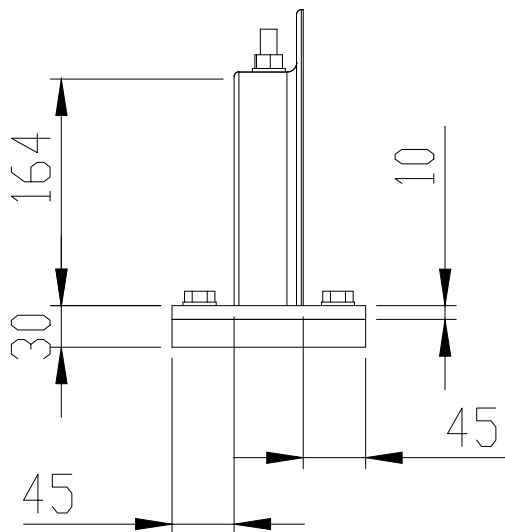


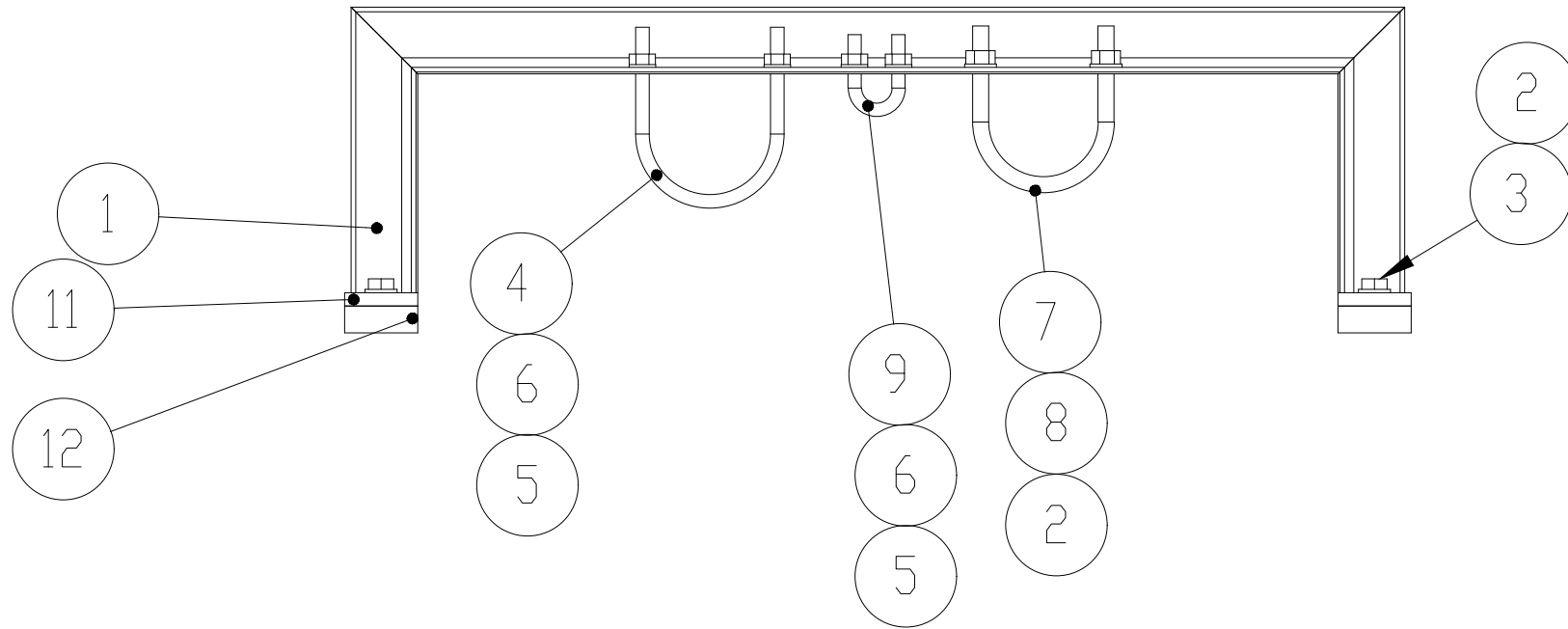
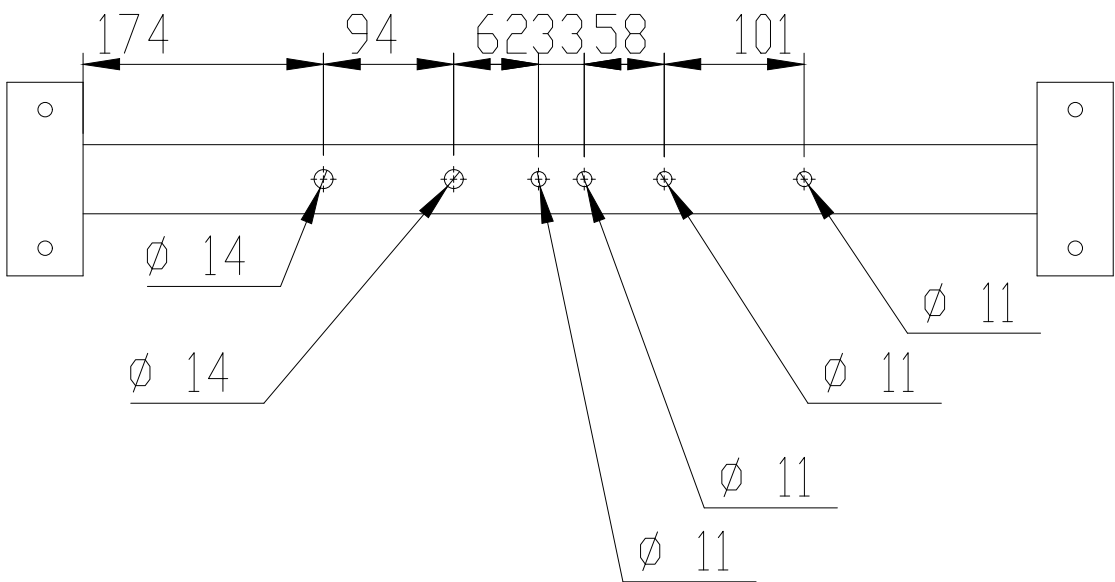
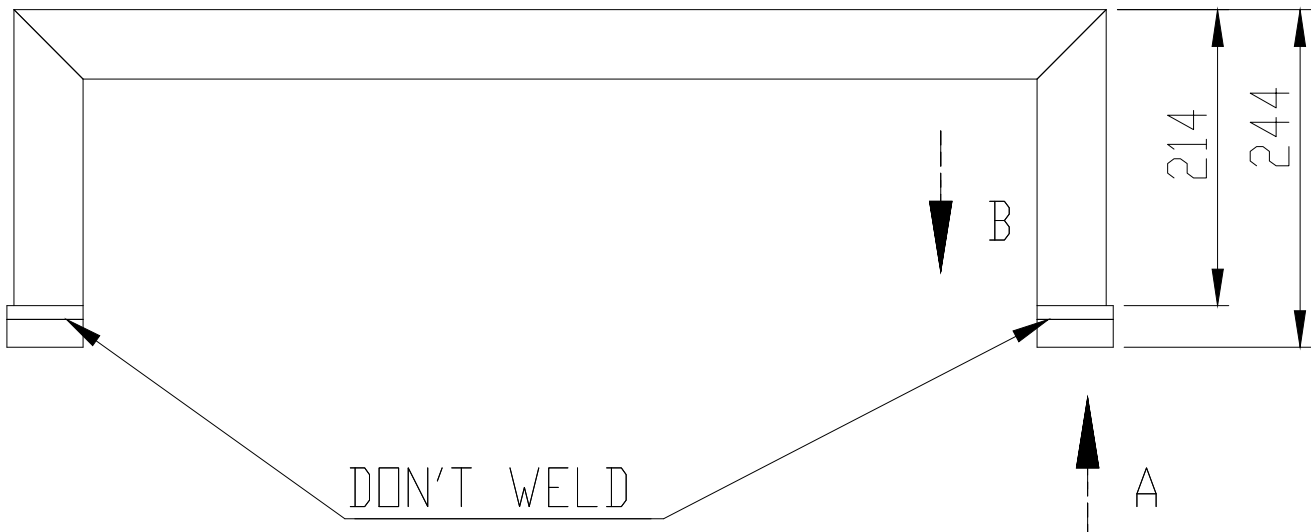
2558-3322-SPT-0XX (ANG 60X60 - 4UNDS)
2558-3323-SPT-0XX (ANG 60X60 - 4UNDS)
2558-3324-SPT-0XX (ANG 60X60 - 4UNDS)



VIEW A
ESCALE 1 : 4



VIEW B
ESCALE 1 : 4



Nº	Reference	Description	Material	QTY
1	ANGLE PROFILE 60x60x5 L=1218	ANGLE PROFILE 60x60x5 L=1218	S235JR	1
2	WASHER DIN 125 M12-St	WASHER	ACERO	6
3	HEXAGONAL SCREW DIN 933 M12 x 30 - 8.8	HEXAGONAL SCREW DIN 933 M12 x 30 - 8.8	8.8	4
4	U-BOLT 3"	U-BOLT 3"	COMERCIAL	1
5	WASHER DIN 125 M10	WASHER DIN 125 M10	ACERO	4
6	NUT DIN 934 M10 -10	NUT DIN 934 M10 -10	8	4
7	U-BOLT DN 65	U-BOLT DN 65	COMERCIAL	1
8	NUT DIN 934 M12 - 12	NUT DIN 934 M12 - 12	COMERCIAL	2
9	U-BOLT 1/2"	U-BOLT 1/2"	COMERCIAL	1
10	S235 JR L PLATE 55x140x20	S235 JR L PLATE 55x140x20	S235JR	2
11	S235 JR L PLATE 55x140x10	S235 JR L PLATE 55x140x10	S235JR	2

Rev.	Modification	Date	Name
------	--------------	------	------

This drawing is property of INSERTEC. Must not be copied or transferred to third parties in any way without written authorization.

Tolerance for dimensions without tol. according to ISO 2768-mK										Date	Name	Material
More than	0.5	3	6	30	120	400	1000	2000	Drawn	07/05/2025	IGK	Weight (kg)
Less	3	6	30	120	400	1000	2000	4000				
Machine Tool	±	±	±	±	±	±	±	±	Checked	07/05/2025	JCMH	
Welded	0.1	0.1	0.2	0.3	0.5	0.8	1.2	2	Verified	07/05/2025	BU	

Customer:									Format: 6			Title	
									A3				
									Scale: 1:8				

Project Methode:									Part Number			Revision	
									Customer Number			Sheet 1/1	

